



TITE SEAL BUTYL

SELF-ADHESIVE WATERPROOF FLASHING

With "TS" Technology™ (TEAR STRAIGHT TECHNOLOGY)

Use Where Butyl is Specified, and for Cold Weather Applications up to 15°F



TSBW433 4" x 33'



TSBW475 4" X 75'



TSBW675 6" X 75'



TSBW633 6" x 33'

- ✓ **Stops Mold**
- ✓ **Eliminates Drafts**
- ✓ **Keeps Out Moisture**

AVAILABLE IN ROLLS – 4" x 33', 6" x 33', 4" x 75', and 6" x 75'



7301 N. St. Louis Avenue, Skokie, IL 60076
Phone: 800-333-6700 • Fax: 847-626-4900 • www.cofair.com



BUTYL SELF-ADHESIVE WATERPROOF FLASHING

DIRECTIONS FOR USE OF TITE SEAL™ BUTYL

TITE SEAL BUTYL is a self-adhesive waterproof flashing material composed of a polyolefin coated fabric with an aggressive butyl rubber adhesive that adheres to plywood, OSB, masonry, aluminum, vinyl, steel, and house wrap.

BENEFITS AND INTENDED USE:

TITE SEAL BUTYL seals around nails and other mechanical fasteners, and is impermeable to water, moisture vapor and air. It can be used to flash around windows and doors, to seal joints, the area around vents, and other openings under most exterior surfaces including brick, stucco, wood, vinyl and metal siding. Tite Seal Butyl's unique composition, using *TS Technology™ (tear straight technology)* provides ease of installation without the need for scissors or blades.

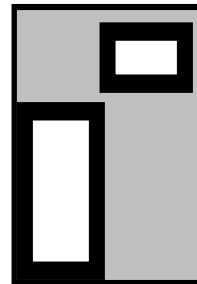
SURFACE PREPARATION AND INSTALLATION:

The surface to receive **TITE SEAL BUTYL** must be clean, dry and free from oil, grease or debris.


TITE SEAL BUTYL can be applied in temperatures as low as 15° F. It's installed by removing the release paper and firmly pressing the membrane onto the surface. To simplify handling on vertical surfaces, pre-cut the membrane into lengths that fit the window. **TITE SEAL BUTYL** can be easily cut with a scissors or utility knife. To insure that moisture flows over the laps, start at the bottom and work up. Side strips should be installed next and should overlap the bottom. The head of the window should be completed last. All overlaps should be a minimum of four inches. Be sure to eliminate air pockets as you go, and roll with a hand roller to assure smooth, uninterrupted contact.

WARNING:


- Use caution to avoid falls when using ladders or scaffolding.
- Store in a cool dry place until ready for use
- Test adhesion with a small piece of **TITE SEAL BUTYL**. Do not install without proper adhesion.



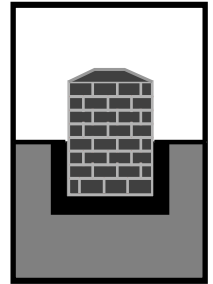
DOORS AND
WINDOWS



SHEATHING
PANELS



SKYLIGHTS



CHIMNEYS

LIMITED WARRANTY: COFAIR warrants this product to be of merchantable quality when used and/or applied in accordance with instructions herein. COFAIR does not warrant this product for any purpose or use other than the general purpose for which it is intended. Liability under this warranty is limited to the replacement of defective product as purchased. THIS LIMITED WARRANTY IS ISSUED IN LIEU OF ALL OTHER EXPRESSED AND IMPLIED WARRANTIES, INCLUDING THE WARRANTY OF FITNESS, AND EXPRESSLY EXCLUDES LIABILITY FOR CONSEQUENTIAL DAMAGES.



7301 N. St. Louis Avenue, Skokie, IL 60076
Phone: 800-333-6700 • Fax: 847-626-4900 • www.cofair.com